

Compatible with 24V Flexible LED Strips

Mega Bright 240

Product Code: **24V-MB240**



120 White LEDs per Meter 24V

LED Spacing: 0.33" Reel Length: 12M

Resistor Value: 240ohm

Cut Points: Every 2"

Color Temperature: (Warm) ~2700K (Pure) ~4100K

Lumen/Power Output: 240 per ft, **2.25 W per foot**

Ideal for above cabinets, coves, and ceiling trays.
Recommended for use as accent light, not primary light source.

Mega Bright 100

Product Code: **24V-MB100**



120 White LEDs per Meter 24V

LED Spacing: 0.33" Reel Length: 12M

Resistor Value: 100ohm

Cut Points: Every 2"

Color Temperature: (Warm) ~2700K (Pure) ~4100K

Lumen/Power Output: 490 lm per ft, **5W per foot**

Best Value. Great for accent lighting and low level task lighting.
Ideal for under cabinet, and display cabinets.

MEGA Bright 50

Product Code: **24V-MB50**



120 White LEDs per Meter 12V

LED Spacing: 0.33" Reel Length: 12M

Resistor Value: 50ohm

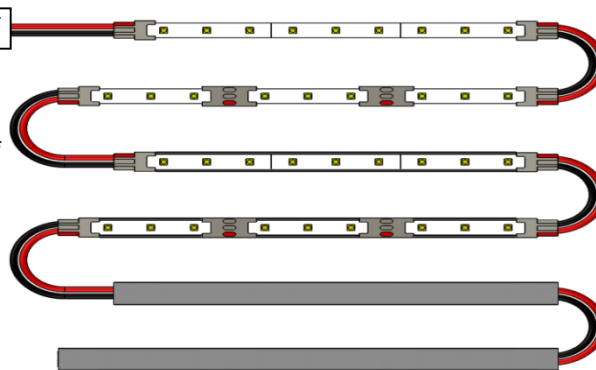

Cut Points: Every 2"

Color Temperature: (Warm) ~2700K (Pure) ~4100K

Lumen/Power Output: 770 lm per ft, **8.75W per foot**

Perfect for applications where too much light is just right,
***Must be used with heat sink**

NOTE: Products can be used in series to create an LED system. When using solid 22AWG wire, two cables can be inserted into the connector to create a custom Y cable. This is extremely useful when breaking the LED system into two directions from a single connector.



Solderless Wire Lock Connector:



Size: 0.5" x 0.82" x 0.18"

Screw Terminal Size: Fits 18-24AWG

Quantity: Sold in sets of 25, includes 5 LED Strip extenders
Product Code: **3636**

Ideal for making custom length flex strips in the field.
Perfect for contractors and electricians. Input terminals work with **18-22AWG solid strand cable**.

- Termination for Inspired LED Flex Strips only
- 5 IDEA Series Connectors and 1 Flexible LED Strip Extenders included in each flexible LED Strip reel.
- To be used for in indoor applications
- Allows for assembly and testing before installation
- Does not require the use of a soldering iron

STEP 1: Open connector locking cap.



STEP 2: Peel adhesive liner from flexible LED strip.



STEP 3: Insert flexible LED strip into LED input channel of connector.



STEP 4: Close locking cap until the snap of the connector is heard. The snapping sound indicates the locking cap has been properly terminated.



STEP 5: Identify polarity on LED strip. Polarity is marked throughout the length of the flexible LED strip. Use a red sharpie to mark polarity on connector.



STEP 6: Strip 18-22AWG cable and match polarity between LED connector and cable.



STEP 7: Poke cable leads into wire holes of connector making sure the positive polarity matches the positive input hole of connector.



NOTE: Connectors are not assigned polarity. Polarity must be defined by user. Look throughout the length of the strip to identify polarity, it may not be indicated exactly at each cut point. Check termination by tugging on the cable leads and LED flex to insure tight connections. Cable should be difficult to remove when properly terminated.

10mm iDea Series LED Extrusion w/ Lens – LED Panels on Demand

Extrusion w/ Lens

10 mm Aluminum Channel (6'): **3606**
 10 mm Polycarbonate Covers (6'): **3633**
 Mounting Clips/Screws (10/bag): **3567**
 Black Clips/Screws (10/bag): **4774**



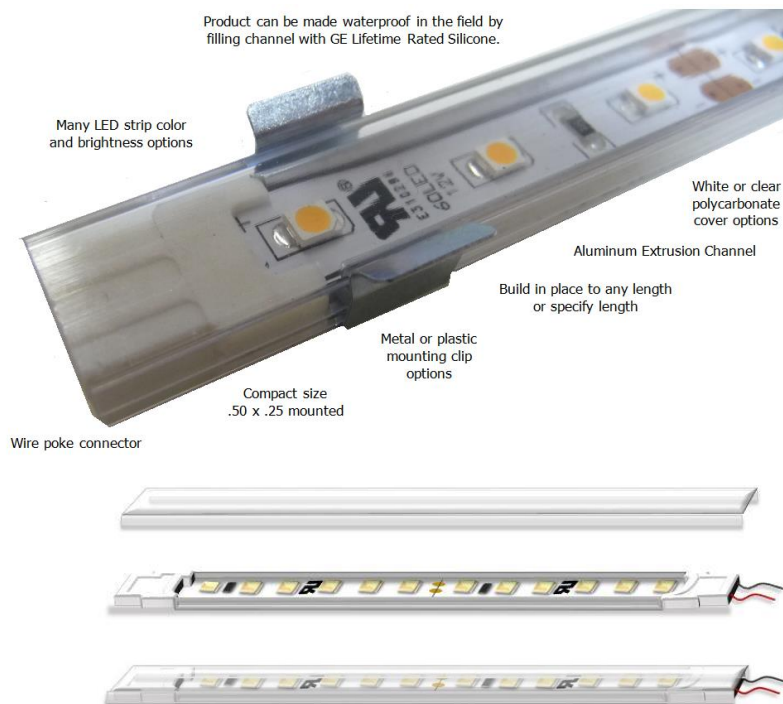
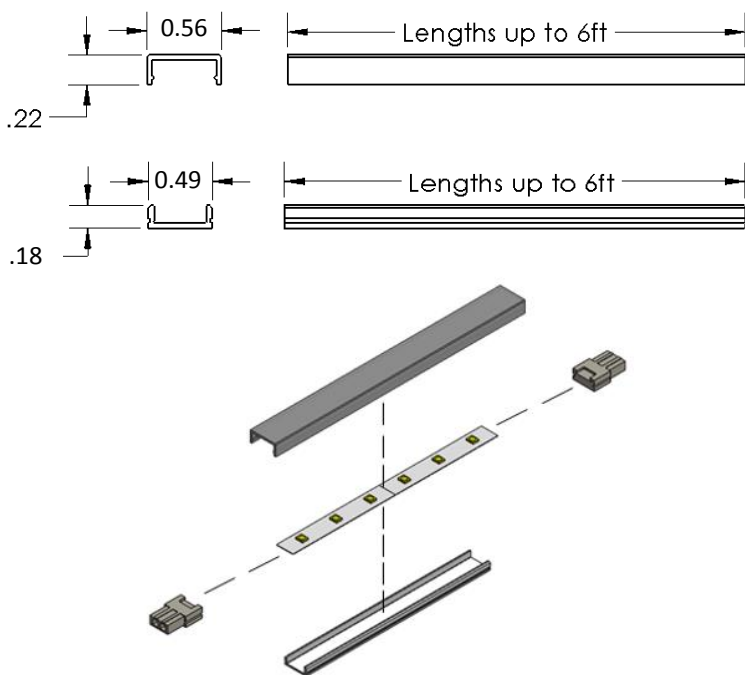
LED Panels on Demand

Flexible LED Strip: Fits *24V Mega Bright Flex, and RGB Flex*
Aluminum Extrusion Channel: 0.18" x 0.49" x 72"
Polycarbonate Covers/Lens: 0.22" x 0.56" x 72"
Lens Colors: White (Frosted) or Clear
Mounting: Metal or Plastic Mounting Clips

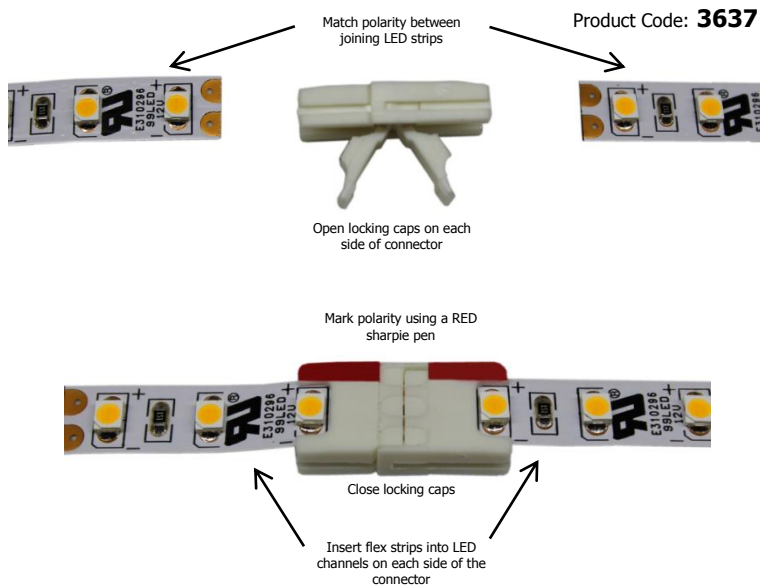
Create custom low profile panels within minutes.

- All panel materials are optional and sold separately
- Tiny, light weight construction
- Provides a beautiful finished look
- Allows for in-field assembly and testing before installation
- Does not require the use of a soldering iron or heavy machinery

iDea Series LED Extrusion w/ Lens Assembly



Solderless Flexible LED Strip Extender



Mouser Electronics

Authorized Distributor

Click to View Pricing, Inventory, Delivery & Lifecycle Information:

[Inspired LED:](#)

[3606](#) [3633-clear](#) [3633-white](#) [3636](#) [3637](#)